



KYOCERA'S RECYCLING PROGRAM

Our Commitment:

It is Kyocera's responsibility as an international corporate citizen to care for the environment. We have, therefore, focused on meeting or exceeding all the environmental regulations of the advanced nations of the world.

Recycling the empty toner cartridges eliminates toner cartridges from landfills and saves resources by recycling and reuse. Not only do discarded cartridges take up landfill space and pose a risk to soil and groundwater quality at any landfill site, but producing new cartridges requires significantly more resources and energy than remanufacturing used cartridges.

Our Product:

With Kyocera's use of its advanced technology, drum units and engines have been designed to withstand the test of time. This enables a reduction in discarded materials. All Kyocera toner containers, for example, are made up entirely of plastic components. There are no metal components whatsoever. Even the remaining waste toner, which is non-toxic, does not harm the environment.

Environmental consideration has been taken in the development of the materials used in the external casing of all our Kyocera ECOSYS toner cartridges. A bromine-free resin blend of polycarbonate and ABS (acrylonitrile butadiene styrene) has been employed, because Bromine (a fire-resistant agent) is known to release toxic dioxins into the atmosphere when burned at low temperatures. All Kyocera cartridges also contain no metal components. Even if any residual toner remains in an empty cartridge, it is not harmful to the environment because it doesn't contain any toxic dioxins.

Our Program:

The key to the program is simplicity. Package your toner cartridges, affix the prepaid shipping label and ship via Canada Post at no cost to you.

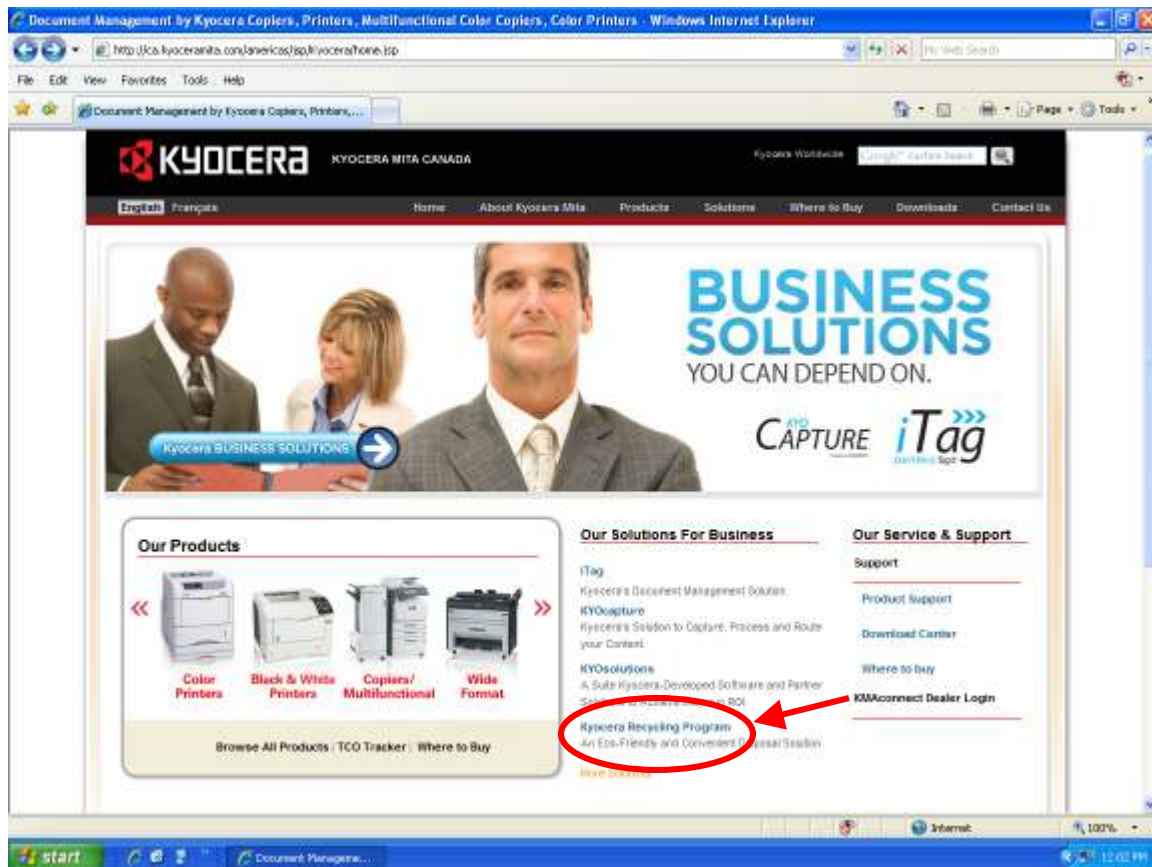
Please Note:

This recycling program has been designed for empty original Kyocera toner cartridges only and no other manufacturer cartridges will be accepted. Failure to do so will result in the return to sender at sender's expense.

Only authorized Kyocera return labels will be accepted. (Customers may be charged for use of unauthorized return labels or photocopies of Kyocera return labels) One Kyocera return label must be affixed to each individual carton (1 LABEL PER CARTON).

STEP 1: Go to www.kyoceramita.ca

STEP 2: Under the page heading “Our Solutions For Business”, click on the link titled [Kyocera’s Recycling Program](#)



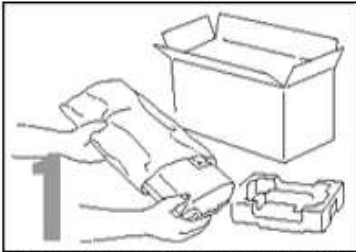
Simple Steps to a Cleaner Environment for All

HOW TO RETURN YOUR TONER CARTRIDGE

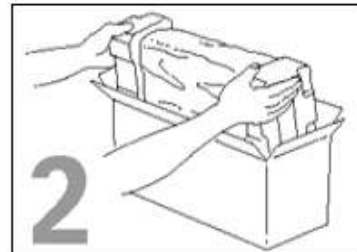
1. Use only the packaging from your new toner; do not use any other packaging. Place used toner cartridge in the plastic bag from your new Kyocera cartridge and use either the new carton or hold onto your original carton to make the return; Pack in the carton and seal with tape.
2. Please return when possible, eight to ten empty toner cartridges per shipping label to help conserve resources, reduce energy use and shipping costs
3. Make certain that the cartridge is cushioned in the original packaging and the carton is taped securely
4. Click on the following link to download and print the [Prepaid, pre-addressed Shipping Label](#)
5. Print your full company name and address on the label, and tape the label to the top of the box
6. If you already have a Commercial pick-up parcel agreement with Canada Post simply include the above cartons with your daily outbound shipments otherwise drop off the carton(s) at your nearest Canada Post office
7. If you require further information, please call 1-877-ECOSYS6

Please Note: Return when possible, eight to ten empty toner cartridges per shipping label, print one label for each container that you are returning. Do not print one label and then copy it - each container must have an original label.

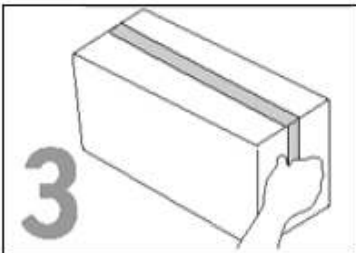
**Thank you for your participation in the Kyocera
environmental and recycling program!**



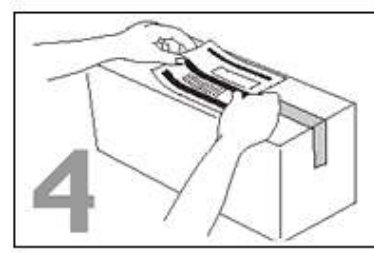
Remove the used cartridge from the printer and place it in the packaging that the new cartridge came in.



Repackage the used cartridge for shipping with the packaging from the original or new cartridge carton.



Tape the carton shut.



Secure the return label to the outside of the carton. Tape the carton shut. Contact Canada Post for pick-up.